



EBS Newsletter September 2019



From the Chairman:

Dear EBS Members

APOLOGIES

In the August newsletter at the end of the article about carving it stated: Kathy Steyn has recently been on two visits to Eastern Province Bonsai Club to share her skills. Just see what type of carving can be achieved after two workshops..... and this picture was supposed to be inserted.



With Woman's month just behind us, I thought about gender equality and women in Bonsai.

For example, thinking back to BRAT (Bonsai Regional Association Transvaal) days since I've joined EBS in 2017 very few women did a dem. As far as I can remember; a lady that did "Bonsai of the future" (in glass ball like terrariums) and Jessica (from Bonsai Addicts) on "Rules-what rules" and "The future of Bonsai".

At the last BRAT day in Pretoria, EBS had Lynn R do a talk with Kathy T doing slide show whilst Dave and Shaundre did a Juniper dem.

At the upcoming ABC5 Convention, out of the 13 Dems there is only one lady, Vicky Petermann participating with Brett Simon in one dem on Sunday.

At club level EBS had Kathy Steyn doing a dem on carving in July. August, we had our own Lynn R on re potting and in September we have a doyenne of flowering Bonsai in South Africa giving a talk.

Apparently over the last few years a question about why there are "so few women in Bonsai and how this can be remedied" has been asked on social media. I haven't seen the conversation and my comments or insights might not be appropriate as I am the wrong gender.

In India the question of women in Bonsai is not an issue as there are far more women practising Bonsai than men.

If we want to investigate women in Bonsai, at what level are we looking at? Why are there so few women doing demonstrations/talks? Are there fewer women at "higher level" and what does High Level mean? Does this mean be a Bonsai professional? Because as a career, there are very few men that do it as a career as well.

Does "high level" means creating award winning show trees? If this is so-there are many women that produce world quality Bonsai trees in South Africa that may not need the recognition in the form of exhibiting at shows, just as there are many men that create quality Bonsai that are never seen at a show as these men don't see the need to "prove" themselves in this way. Why should women be different?

There are quite a lot of women as part of the SA Bonsai scene across all 3 tiers: club level, advanced Bonsai artists and professionals.

Why, with the likes of Erika Kohler, Kathy Steyn, Denise Cain etc in the upper two tiers, are there so few women doing demonstrations at club, regional and national level?


Please let me know what your thoughts are- Anthoney@ahprop.co.za

HERITAGE TREE FROM BRENTHURST

A large Black Pine that has been at Brenthurst for a number of years was re wired and restyled at Shibui bonsai Kai in August this year. It was a big task that took most afternoon and was a hands-on task for several club members. As can be seen in the photos it is quite a big tree that was grown in a slanting style. The dilemma- A long thick trunk without much taper. Note, how by thinking out of the box, the tree has been turned in to a literati style.



Shibui members looking at all options



Wired, tip jinned. Repot change angle. Thick branch to right will become part of trunk

AUGUST MEETING- LYNN

The meeting was well attended by 22 members. At our August meeting the highly knowledgeable Lynn Reynolds spoke about re potting. She uses club soil and adds some horse manure (one can also use Organic pellets). She adds one hand full of ash and a hand and half of bone meal to each bag of soil.

The first tree was a Ficus Wiandii- a tree that cannot easily be forced to do what you want it to do. I will forward notes on this species at a later stage.



Wiandii fig

Second up was a Laurel that was originally bought from Kathy Steyn. These trees are very responsive and very forgiving. This tree has been growing in a training pot for 18 months and has produced a lot of roots. Lynn wired it and wired it into the pot. As some roots were pruned, Lynn pruned foliage accordingly. Roots were covered in soil and soil then covered with pantyhose-right up to tree trunk. Pantyhose keeps the soil in the pot and help keeps the tree stable. Once re potted Lynn worked the soil in between the roots-working in rather than stabbing. Once repotted water thoroughly and place in a shady spot for about two weeks.




Trimming leaves



Working the soil in with chopstick

The third tree was a fig repotted in an oval pot that Lynn recently bought from EBS shop. She didn't plant it dead centre but slightly towards the back and to one side with tree stretching over pot. When you cut branches, cut to a shoot that is going to a direction you want. Image on right.



Lynn then helped members with their trees- suggesting that a double trunk be planted slightly deeper to fatten up. She also guided Ismail with his Boxwood and Kanthi with repotting.



Twin trunks



Explaining to Ismail what to do with boxwood



Refining Kanthi's bonsai

BRAT DAY- 31st August- Shibui Bonsai Kai

The well organised event was held at Marks Park and focused on BEAUTY IN REFINEMENT. As there were so few EBS members present I will share quite a bit on what was done/shown.

Stefan Pretorius-refinement in Junipers

Strength comes from growing tips, so if you cut all growing tips off the tree will die. Junipers like tighter soil. Either work on top or roots-not on both at same time. Juniper is apex dominant-so prune harder at top to stimulate side growth. The tree was repotted in a pot made by Hannes Fritz.




End product

Pieter Loubser-the road to refinement

Stinkwood was started as an airtlayer from a problem tree in the garden. Pieter broke 2 rules by having first branch as a back branch and with scar "No jin or shari on celtis". Tree must welcome you with open arms. The sequence of branches is a repetition of lines that equals art.

Pieter showed two figs that he got on a dig in Uitenhage. The top of the canopy was too heavy, so he cut it off and created smaller fig from cutting. He saw aerial roots in Natal and encouraged air roots as in nature. Pieter defoliates at least 1per summer. Images below.





Celtis

A second Celtis-also air layered. It has deadwood even down to soil level- he prevents rotting by having pure gravel under deadwood. Pieter doesn't like Elms because whole branches suddenly die off. He likes "full" trees so when a crucial branch died, he could redirect another branch to fill the gap.



Elm

Hannes Fritz-the art of carving and refining Bonsai


Wood that you want to refine has to be dry. Copy nature. Only carve when absolutely necessary-it either looks good or very bad. Once carved he leaves it to age naturally. Always work with grain. He uses router bits for heavy work, then a steel brush dipped in resin for finer cutting, then wire brush for refinement. To colour and seal the wood he uses a blowtorch whilst protecting rest of tree with ceramic blanket.



Hannes big yamadori olive



Close up in carving detail



Trevor Botham –to build strong.

Inspired by Kimura, Trevor built mountains like Devils Tooth in Drakensberg with pieces of slate kept apart by spacing bars. Into these cavities he planted olives on the mountain range.



Trevor's mountain range before planting



In process-Soil being added. Some olives planted



End product being admired

The "Top Ten" Competition was also held at the same time- some photos to follow later.
The next BRAT day will only be held next year due to ABC 5 held in October.

SABA NEWS

Caroll Dear Hermann, SABA president has resigned in August and Org Oxley will stand in as president till the AGM at ABC5 in October this year.

SABA EXCO will need a new President, Vice president and Secretary as well as someone to do SABA website. Please forward me your nominations.

SEPTEMBER MEETING -14th September

Beginners course 11-12.30 –Styling and wiring a tree. Beginners to bring their own tree to style as well as their succulent from session 1 and whatever tools and wire they have.

Talk by the doyenne of flowering Azalea Bonsai at 13.00 followed by workshop. Please all bring trees to work on and for crit.

BIRTHDAYS

Happy Birthday to Vaughan for 25 August.

Shaundre and Attie for 1st September and Jennifer G for 22nd September.

Kathy T for her husband's 60th 26 August.

SUBSCRIPTIONS

Thank you to all our members that have paid their subs promptly. Subs are due every year in June at AGM.

Single R350

Family R450

Student and Pensioner R250

Our banking details are at end of newsletter for your convenience. Should you wish to deposit directly in to the EBS account, please use your surname as reference.

Thank you all. Looking forward to seeing you all at our September meeting on the 14th.

Until next time. Regards Anthoney

Until next time. Regards

Anthoney.

Robert Mahler USA

International speaker at ABC5 Bonsai Convention

Bob Mahler discovered his passion for bonsai at an early age. As a teen, he was fortunate enough to apprentice under the direction of Chase Rosade of Rosade Bonsai Studios in New Hope, Pennsylvania. From there he travelled to Tochigi-Ken Japan where he would spend the next 4 years under the exclusive direction of world-renowned bonsai artist susumo sudo.



He returned to the States in 1993 and soon thereafter became the curator of bonsai at the Brooklyn Botanic Garden in Brooklyn, New York. He left Brooklyn in 2005 to pursue a lifelong dream of working with individual collectors via lectures, classes, private collection maintenance, and tours abroad. Bob opened Kifu Bonsai (studio) in 2017.

He continues to consult for the Brooklyn Botanic Garden and is the current Philadelphia Flower Show chairperson for the Pennsylvania bonsai society. Bob specialises in bonsai classes, workshops, private sessions, club lectures & demos, overwintering + collection maintenance + Japanese Translation. He is trained in Japan in the art of bonsai exhibitions and displays.

AFRICAN BONSAI CONVENTION (ABC5) 24-27 October 2019

To be held at Safari Garden Centre in Lynnwood, Pretoria. PROGRAM

Three international artists will be in attendance, over and above several local artists and promises to be an exceptional experience. Please visit the website for more information

THURSDAY 24 OCTOBER 2019

08:00-09:00 Registration
09:00-09:15 Welcome speech
09:15-09:30 Opening
09:30-10:00 Tea Break
10:00-12:00 Demonstration (Rafael Torres)
12:00-13:00 Lunch break
13:00-15:00 Demonstration (Rafael Torres)
15:00-15:30 Tea break
15:30-17:00 Demonstration (Vian Herbst and Mack Boshoff)
17:00-18:00 AGM
18:00-21:00 Welcoming party (Cocktail)
13:00-17:00 New Talent Competition
Thursday Workshop
10:00-15:00 Workshop (Mauro Stemberger & Robert Mahler)

SATURDAY 26 OCTOBER 2019


08:00-08:30 Registration
08:30-10:00 Demonstration (Rafael Torres)
10:00-10:30 Tea break
10:30-12:00 Demonstration (Rafael Torres)
12:00-12:15 Raffle
12:15-13:00 Lunch break
13:00-15:00 Demonstration (Mauro Stemberger)
15:00-15:30 Tea break
15:30-17:00 Demonstration (Mauro Stemberger)
17:00-17:15 Raffle
17:15 onwards Braai and prize giving
Saturday Workshops
08:30-12:00 Workshop (Mauro Stemberger & Robert Mahler)
13:00-17:00 Workshop (Rafael Torres & Robert Mahler)

FRIDAY 25 OCTOBER 2019

08:00-08:30 Registration
08:30-10:00 Demonstration (Mauro Stemberger)
10:00-10:30 Tea break
10:30-12:00 Demonstration (Mauro Stemberger)
12:00-12:15 Raffle
12:15-13:00 Lunch break
13:00-15:00 Demonstration (Robert Mahler)
15:00-15:30 Tea break
15:30-17:00 Demonstration (Robert Mahler)
13:00-17:00 Workshop (Rafael Torres & Mauro Stemberger)
17:00-17:15 Raffle
Friday Workshops
08:30-12:00 Workshop (Rafael Torres & Robert Mahler)
13:00-17:00 Workshop (Rafael Torres & Mauro Stemberger)

SUNDAY 27 OCTOBER 2019

09:00-09:30 Registration
09:30-11:00 Demonstration (Viky Petermann & Brett Simon)
11:00-11:30 Tea break
11:30-13:00 Presentation on how to show trees (Robert Mahler)
13:00-13:15 Raffle
13:15-14:00 Acknowledgements / Farewell



General: Workshops

The club offers a workshop every meeting and members are encouraged to bring trees for working on and advise.

Remember bonsai is best supported through doing.

EBS on the web

Website: <http://www.ebs.org.za/>

Facebook: <https://www.facebook.com/easternbonsaisociety>

Shop

The Club shop will be open from 11:30 - 12:30hrs, preceding a club meeting, at Hospice.

Library

The library will be open from 11:30 - 12:30hrs preceding a club meeting, at Hospice. Please note books are taken out on a monthly basis. Kindly return books on time.

Brat News

2019

| | | |
|---------------|----------|------------------|
| 24-27 October | Pretoria | ABC 5 Convention |
|---------------|----------|------------------|

Brat attendance fee is R120, which includes tea and lunch.
Brat Facebook page <https://www.facebook.com/Brat.page>

Cake Roster

Name

Month

Gerhardt Buchner
Lynn Reynolds

September
October

Contact Kathy T

Every meeting is a mini show

Lucky draw on all trees brought by members to work on. Prize R50 voucher for EBS shop.

Raffle table

Any of those trees or pots that are in your way could find a happy new owner via the raffle table. Any bonsai or non-bonsai related items are welcome.

Thank you to people who brought items for the raffle table. It is highly appreciated. Raffle tickets are still R5.00 each. The raffle table will have plenty of items available- support the club and buy raffle tickets.

Things to do for August

- Check for fungus on maple trunks.
- Check for red spider mite, scale, beetles, snails and caterpillars.
- Apply Koinor to all trees for further 6 months' protection.
- Start feeding high nitrogen on developing trees.
- Work can now start on nursery stock, wiring and styling.
- Check on acacias, figs, elms etc. Repot just before bud break.
- Wait for azaleas to finish flowering before cutting back to two leaves.
- July budding trees to be cut back to two leaves.
- Trees repotted in July can now be fertilized and moved into the sun.
- Start defoliating olives. Cut back all growth points (to encourage bud back) and repot.
- Start air layering now, on maples, elms, celtis, etc.
- Water carefully
- Check for wire bite on all trees.

*Conditions differ from region to region. Consult with local club.

Cups and teaspoons

Should any member have spare coffee/tea mugs and teaspoons at home that they would like to donate to the club it would be much appreciated. Hospice crockery and cutlery is not always available and polystyrene cups and plastic teaspoons are really only for emergencies.

Banking details
ABSA Bank
Branch Sandton
Account holder name- Eastern Bonsai Society
Account number -711951156

Committee Members:

| | | |
|--------------------------|--------------------|--------------|
| Chairman | Anthony Bosman | 084 557 7348 |
| Vice Chairman | Dave Wilson | 082 923 2538 |
| Secretary | Kathy Tinney | 072 999 9672 |
| Treasurer | Alan Russell | 082 766 0670 |
| BRAT Representative | Dave Wilson | 082 923 2538 |
| New members & Membership | Jennifer Georgeson | 082 336 5425 |
| Website | Naseem Ebrahim | 084 401 2379 |
| Raffle & Tree Sales | Yatish Poonee | |
| Committee member | Clive Cosser | 083 876 4581 |
| Committee member | Gerhardt Buchner | 082 805 2037 |
| Committee member | Vaughan Brenchley | |

| | | |
|---------------------|-----------------|--------------|
| SABA Representative | Hansie Bekker | 082 820 4306 |
| Facebook | Annetia Russell | |

Next committee meeting is on Saturday 12 October 2019, at 11:00hrs.